

967116-1 ✓ ACTIVE

AMP | AMP MCP Connector System

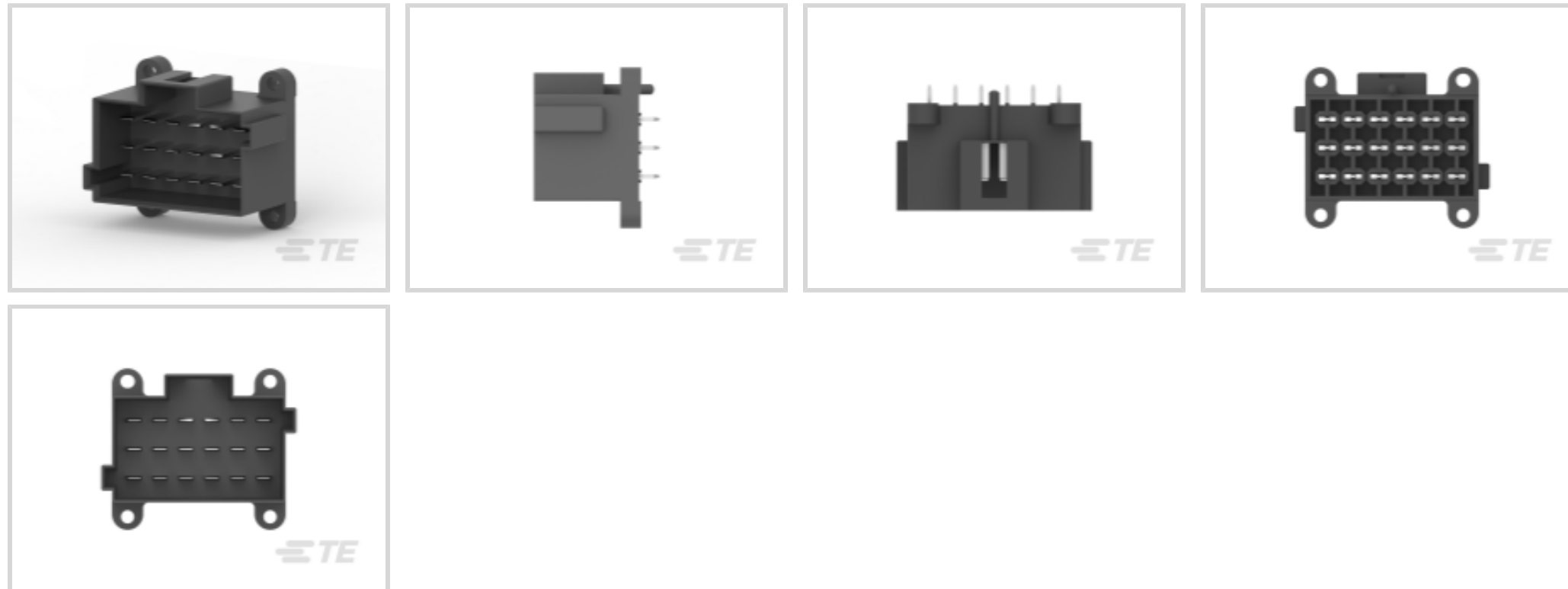
TE Internal #: 967116-1

PCB Mount Header, Vertical, Wire-to-Board, 18 Position, 5 mm [.197 in] Centerline, Fully Shrouded, Tin, AMP MCP Connector System

[View on TE.com >](#)



Connectors > PCB Connectors > PCB Headers & Receptacles > AMP MCP Unsealed Headers



Connector System: **Wire-to-Board**

Number of Positions: **18**

Centerline (Pitch): **5 mm [.197 in]**

Sealable: **No**

PCB Mount Orientation: **Vertical**

[All AMP MCP Unsealed Headers \(17\)](#)

## Features

### Product Type Features

Hybrid Header	No
Connector Shape	Rectangular
PCB Connector Assembly Type	PCB Mount Header
Header Type	Fully Shrouded
Connector System	Wire-to-Board
Sealable	No
Connector & Contact Terminates To	Printed Circuit Board

### Configuration Features

Number of Sections	1
Number of Signal Positions	18
Number of Positions	18
PCB Mount Orientation	Vertical
Number of Rows	3



### Body Features

Primary Product Color	Black
-----------------------	-------

### Contact Features

Contact Size	3mm
Contact Type	Tab
Mating Tab Width	3 mm [.118 in]
Mating Tab Thickness	.8 mm [.031 in]
Contact Mating Area Plating Material	Tin

### Termination Features

Termination Method to Printed Circuit Board	Through Hole - Solder
---	-----------------------

### Mechanical Attachment

Mounting Holes	With
Mating Retention	With
Mating Alignment	With
PCB Mount Alignment	With
Panel Mount Feature	Without
PCB Mount Retention	With
PCB Mount Retention Type	Mounting Hole
Mating Retention Type	Locking Interface

### Housing Features

Centerline (Pitch)	5 mm [.197 in]
--------------------	----------------

### Dimensions

Connector Length	37.7 mm [1.484 in]
Connector Width	24.2 mm [.953 in]
PCB Thickness (Recommended)	1.6 mm [.063 in]

### Usage Conditions

Operating Temperature (Max)	65 °C, 70 °C, 75 °C, 80 °C, 85 °C, 90 °C, 100 °C, 105 °C, 110 °C, 120 °C [149 °F][158 °F][167 °F][176 °F][185 °F][194 °F][212 °F][221 °F][230 °F][248 °F]
Operating Temperature Range	-40 – 120 °C [-40 – 248 °F]

### Operation/Application



Shielded	No
----------	----

Circuit Application	Signal
---------------------	--------

### Industry Standards

UL Flammability Rating	UL 94HB
------------------------	---------

### Packaging Features

Packaging Type	Loose Piece
----------------	-------------

Packaging Quantity	450
--------------------	-----

### Product Compliance

[For compliance documentation, visit the product page on TE.com>](#)

EU RoHS Directive 2011/65/EU	Compliant
------------------------------	-----------

EU ELV Directive 2000/53/EC	Compliant
-----------------------------	-----------

China RoHS 2 Directive MIIT Order No 32, 2016	No Restricted Materials Above Threshold
---	---

EU REACH Regulation (EC) No. 1907/2006	Current ECHA Candidate List: JUNE 2022 (224) Candidate List Declared Against: JUNE 2022 (224) Does not contain REACH SVHC
--	---

Halogen Content	Low Halogen - Br, Cl, F, I < 900 ppm per homogenous material. Also BFR/CFR/PVC Free
-----------------	---

Solder Process Capability	Not applicable for solder process capability
---------------------------	--


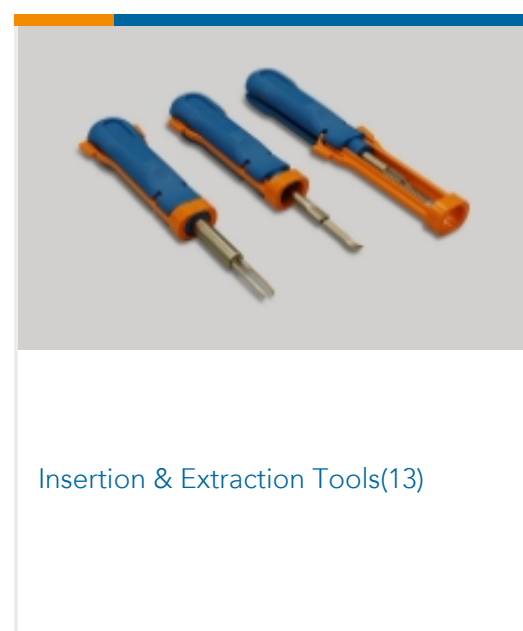
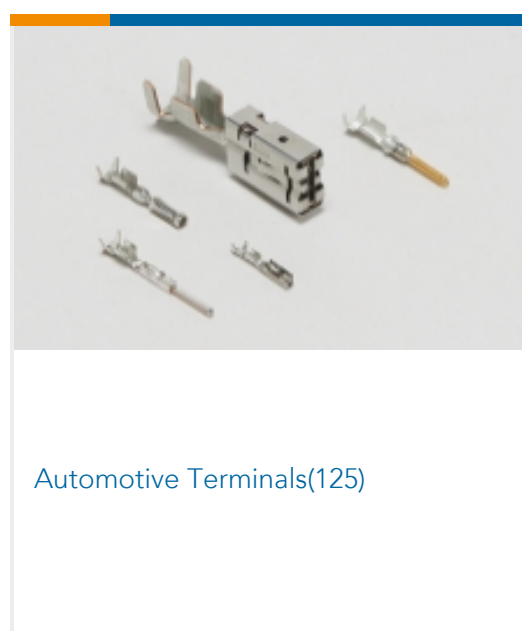
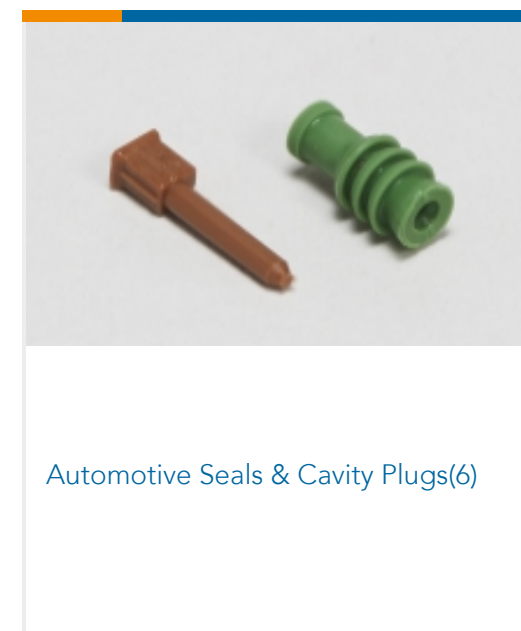
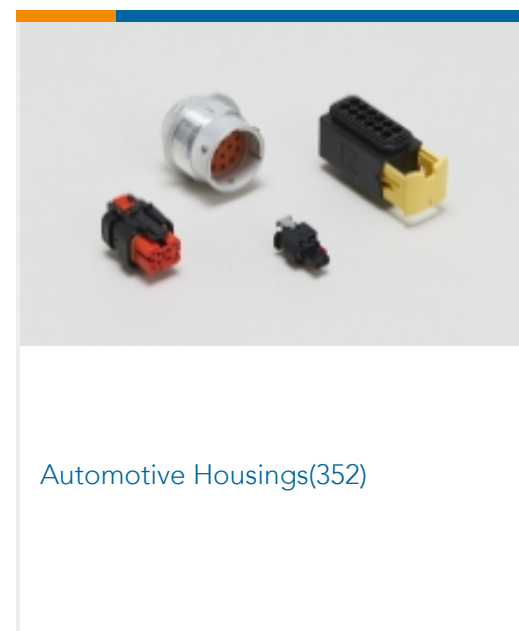
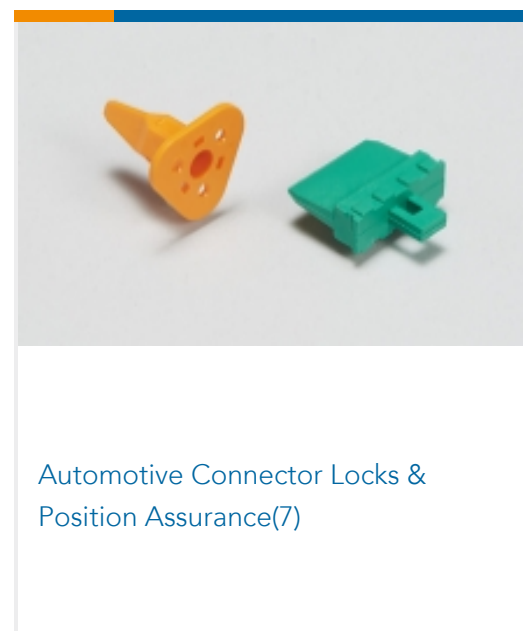

#### Product Compliance Disclaimer

This information is provided based on reasonable inquiry of our suppliers and represents our current actual knowledge based on the information they provided. This information is subject to change. The part numbers that TE has identified as EU RoHS compliant have a maximum concentration of 0.1% by weight in homogenous materials for lead, hexavalent chromium, mercury, PBB, PBDE, DBP, BBP, DEHP, DIBP, and 0.01% for cadmium, or qualify for an exemption to these limits as defined in the Annexes of Directive 2011/65/EU (RoHS2). Finished electrical and electronic equipment products will be CE marked as required by Directive 2011/65/EU. Components may not be CE marked. Additionally, the part numbers that TE has identified as EU ELV compliant have a maximum concentration of 0.1% by weight in homogenous materials for lead, hexavalent chromium, and mercury, and 0.01% for cadmium, or qualify for an exemption to these limits as defined in the Annexes of Directive 2000/53/EC (ELV). Regarding the REACH Regulation, the information TE provides on SVHC in articles for this part number is based on the latest European Chemicals Agency (ECHA) 'Guidance on requirements for substances in articles' posted at this URL: <https://echa.europa.eu/guidance-documents/guidance-on-reach>

### Compatible Parts



## Also in the Series | AMP MCP Connector System



## Documents

### Product Drawings

#### MESSERLEISTE 18P

English

### CAD Files

#### Customer View Model

[ENG\\_CVM\\_CVM\\_967116-1\\_D.2d\\_dxf.zip](#)

English

### 3D PDF

3D

#### Customer View Model

[ENG\\_CVM\\_CVM\\_967116-1\\_D.3d\\_igs.zip](#)

English

#### Customer View Model

[ENG\\_CVM\\_CVM\\_967116-1\\_D.3d\\_stp.zip](#)

English

967116-1

PCB Mount Header, Vertical, Wire-to-Board, 18 Position, 5 mm [.197 in] Centerline,  
Fully Shrouded, Tin, AMP MCP Connector System



By downloading the CAD file I accept and agree to the [Terms and Conditions](#) of use.

[Product Specifications](#)

[Application Specification](#)

English